

- FOUNDATION PLAN NOTES**
1. VERIFY ALL DIMENSIONS, DROPS, SLOPES, ETC WITH ARCH PRIOR TO CONSTRUCTION.
 2. ALL ELEVATIONS ARE RELATIVE TO TOP OF CONC AT 1ST FLOOR = 100'-0".
 3. SLAB DEPTH SHALL BE MAINTAINED THROUGH ALL DROPS, SLOPES, ETC.
 4. GRADE BEAM WIDTH SHALL BE 16" MIN AND DEPTH SHALL BE 24" MIN.
 5. EXT FOOTINGS & GRADE BEAMS SHALL BEAR 18" MIN BELOW FINISHED GRADE.
 6. INCREASE DEPTH OF EXT FOOTINGS AND GRADE BEAMS AS REQUIRED TO MAINTAIN MIN EMBEDMENT INTO FIN GRADE.
 7. REF DETAIL C FOR ADDL REINF AT FOOTING AND WALL CORNERS.
 8. REF DETAIL G FOR ADDL REINF AT PLUMBING PENETRATIONS.
 9. REF DETAIL H FOR HOLDOWN ANCHOR BOLTS.
 10. REF DETAIL H FOR HOLDOWN ANCHOR BOLTS.
 11. ALL SLAB AREAS SHALL BE UNDERLAIN W/ 9" OF CLEAN SAND OR CLEAN GRAVEL.

pi architects
 3500 Jefferson St. Suite 303
 Austin, TX 78731
 P: (512) 231-1910
 F: (512) 231-1950
 www.piarch.com

architecture + master planning
 interior + landscape
 architecture

Jeffrey E. Clout
 ARCHITECT
 STATE OF LOUISIANA
 JEFFREY E. CLOUT
 License No. 20080
 PROFESSIONAL EXP. 11/16
 FIRM REG. # 0597

WATERSTONE AT BATON ROUGE
ASSISTED LIVING & MEMORY CARE

SIEGEN LANE
 BATON ROUGE, LA 70810

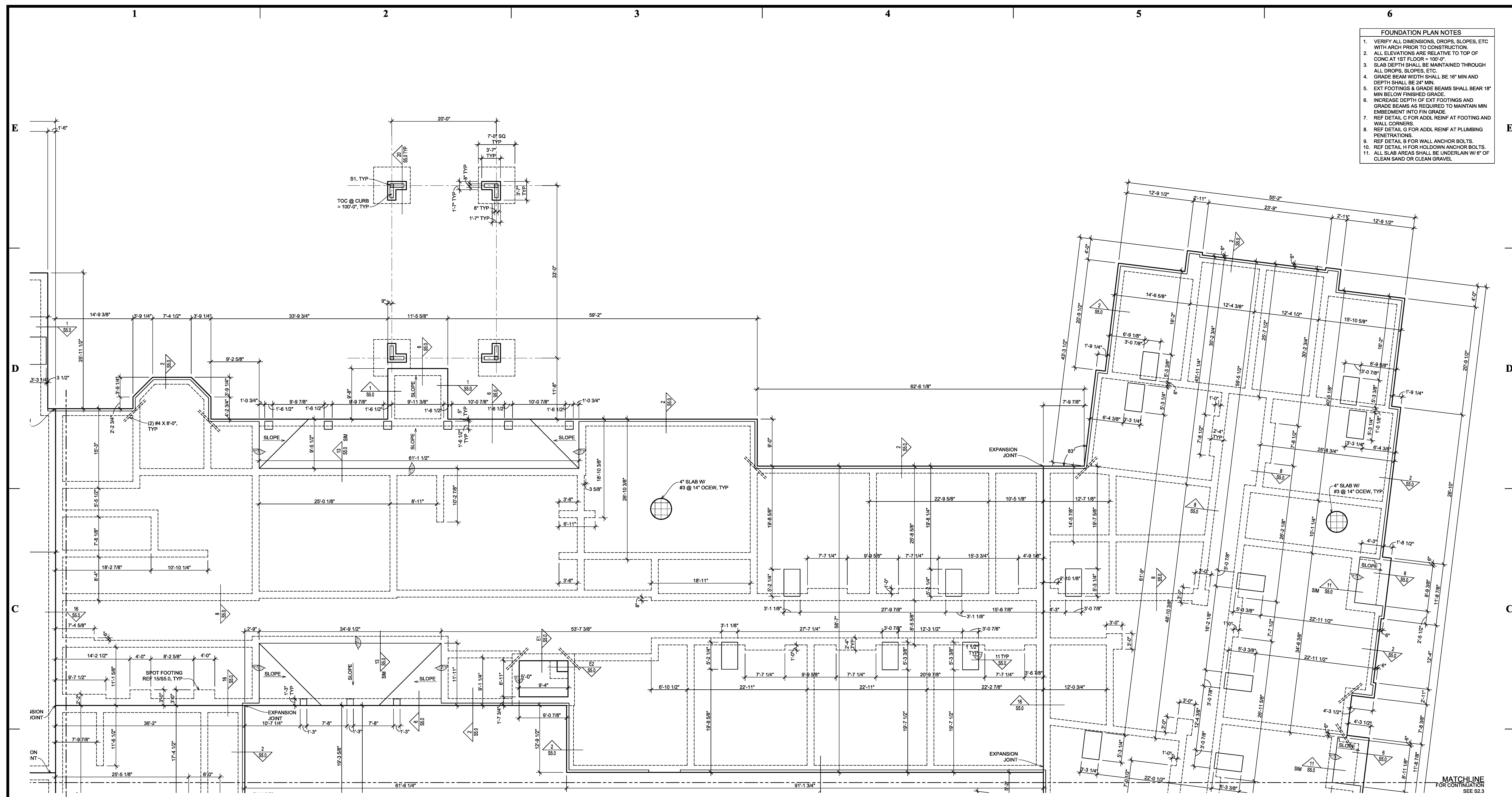
ISSUE:
 PERMIT SET

©2015 PI ARCHITECTS, INC.

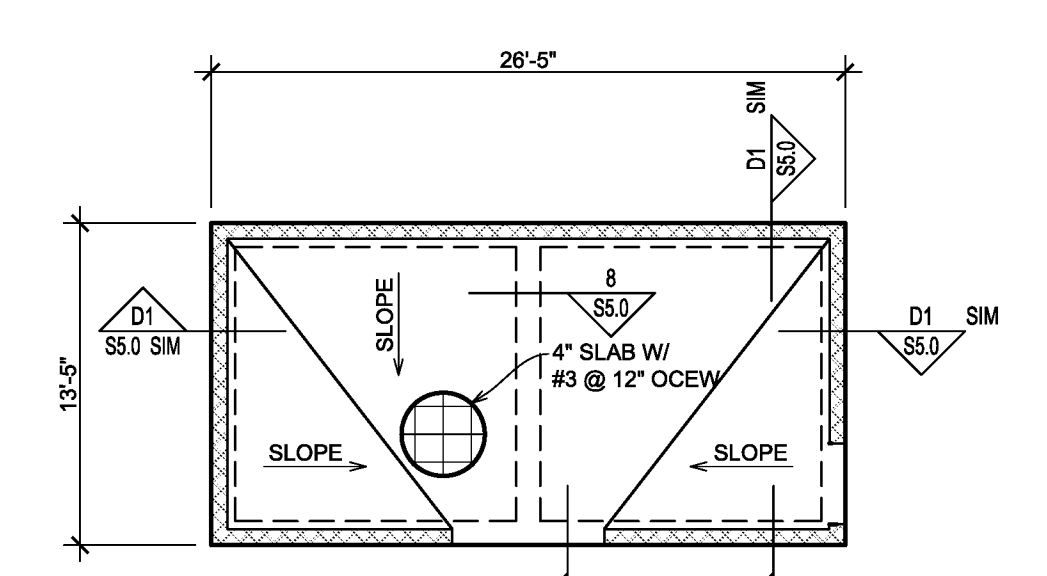
REVISIONS:

DATE:
 3/31/2016
 PROJECT NUMBER:
 14017
 SHEET TITLE:
 FOUNDATION PLAN

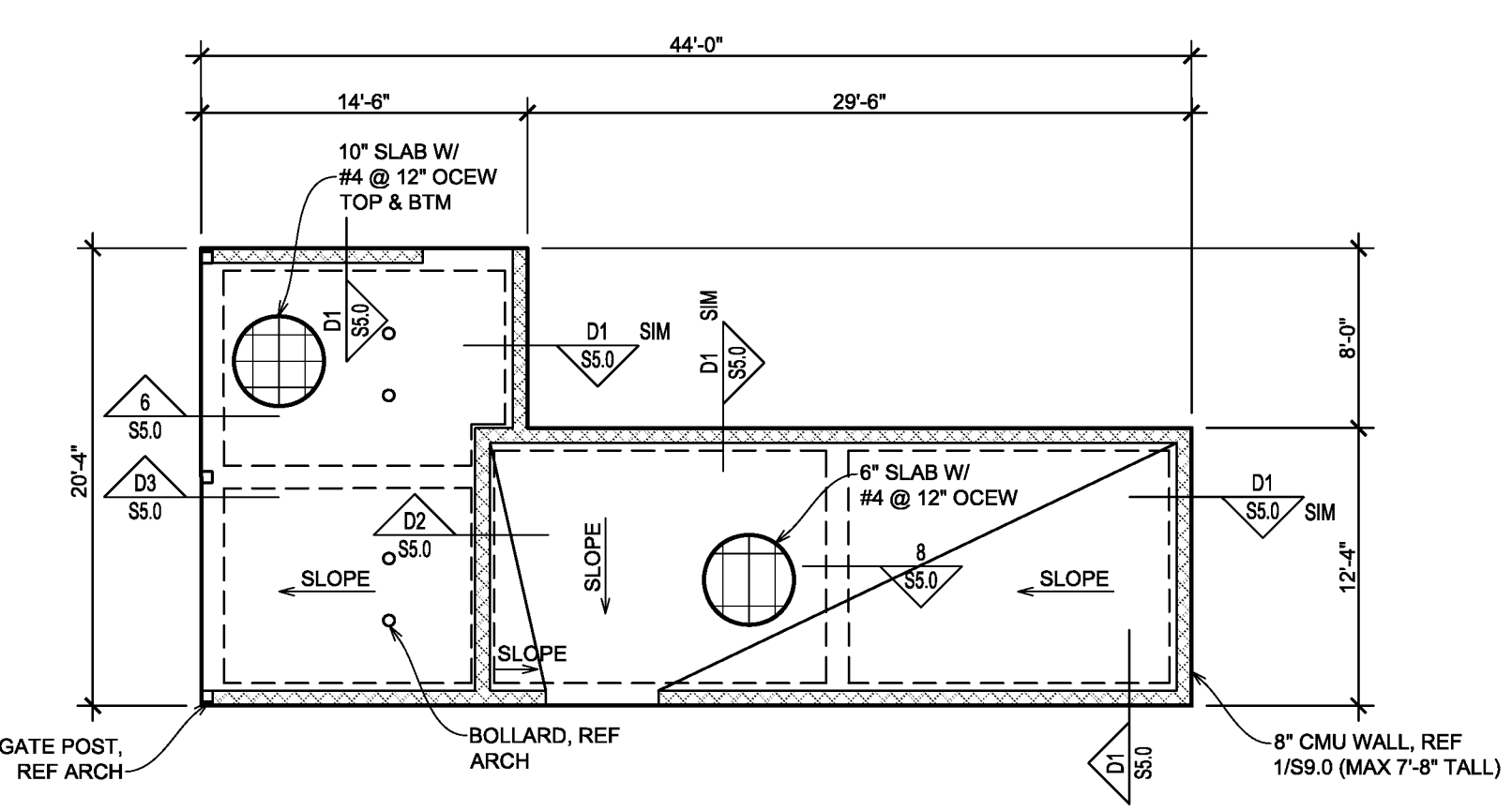
SHEET:
S2.0



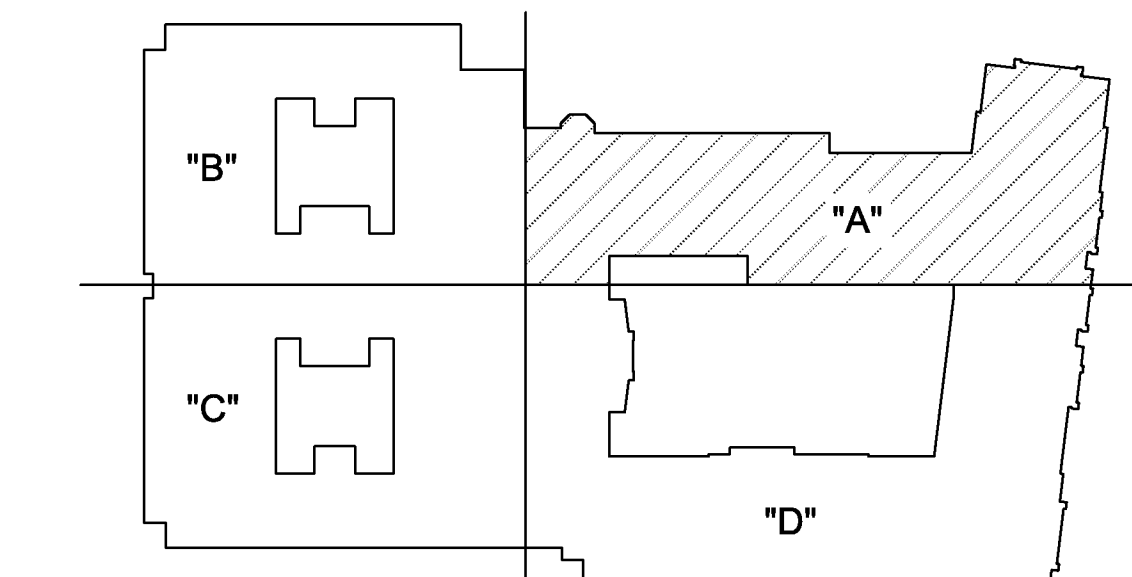
**AREA A
 FOUNDATION PLAN**
 1/8" = 1'-0"



STORAGE FOUNDATION PLAN
 1/8" = 1'-0"



TRASH/GENERATOR ENCLOSURE
 1/8" = 1'-0"



KEY
 TDI PROJECT #201-156

**TEXAS
 DESIGN
 INTERESTS, LLC**
 AUSTIN • HOUSTON
 COMMERCIAL/RESIDENTIAL - CIVIL & STRUCTURAL ENGINEERING

6011 W. WILLIAM CANNON
 BUILDING 2, SUITE 203-C
 AUSTIN, TX 78749
 (512) 301-3389 (o)
 (512) 301-3348 (f)