



pi architects

3500 Jefferson St, Suite 303
Austin, TX 78731

P: (512) 231-1910
F: (512) 231-1950

www.piarch.com

architecture + master planning
interiors + landscape architecture



**WATERSTONE AT BATON ROUGE
ASSISTED LIVING & MEMORY CARE**

SIEGEN LANE
BATON ROUGE, LA 70810

ISSUE: PERMIT SET

©2016 PI ARCHITECTS, INC.

REVISIONS:

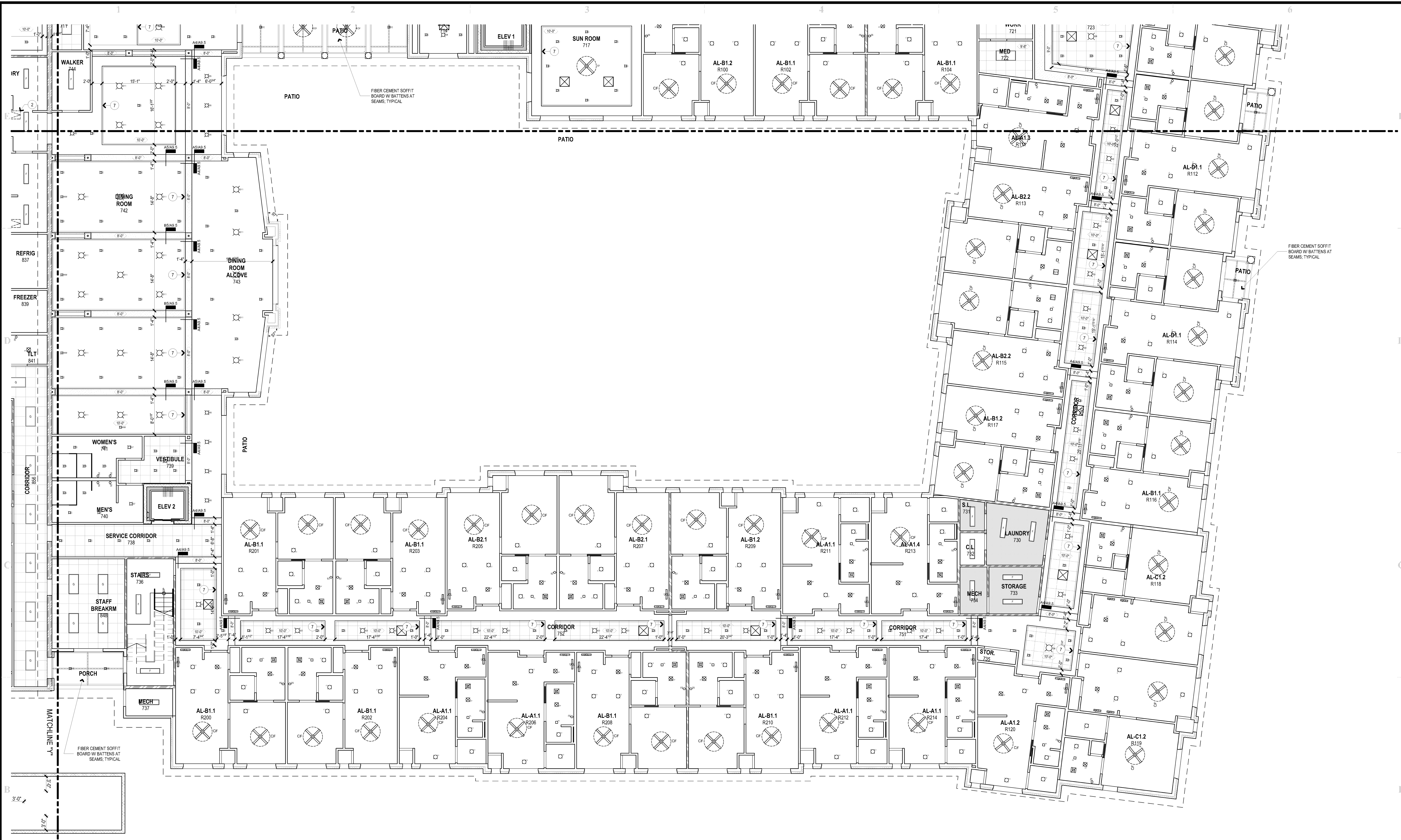
DATE: 03/31/2016

PROJECT NUMBER: 14017

SHEET TITLE:
FIRST FLOOR
REFLECTED
CEILING PLAN
AREA D

SHEET:

A9.1.4



B1 FIRST FLOOR REFLECTED CEILING PLAN

SCALE: 1/8" = 1'-0"

RCP GENERAL NOTES

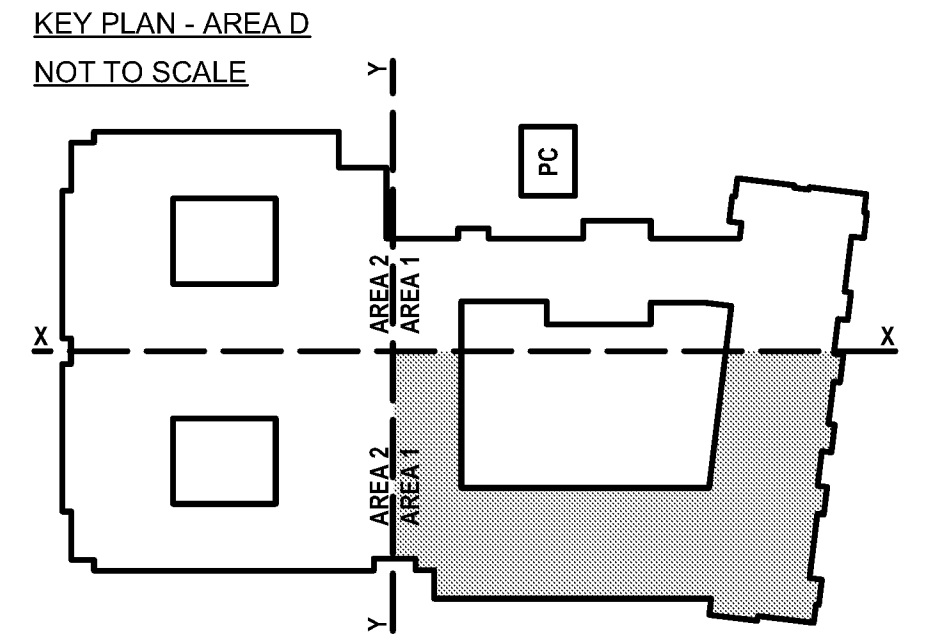
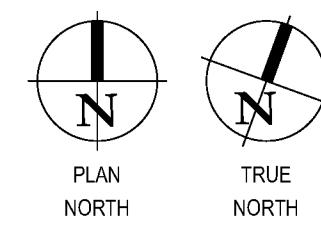
1. ALL CEILINGS TO BE 9'-0" A.F.F. U.O.
2. ALL RECESSED LIGHTING IN RATED CEILING ASSEMBLY TO HAVE GYPSUM BOARD ENCLOSURE PER UL RATED CEILING ASSEMBLY; REF: DETAIL D9/A9.5
3. ENSURE THE INSTALLATION OF SHATTERPROOF LENSES ON THE DOWN LIGHTS LOCATED IN ALL SHOWERS.
4. CENTER VANITY FIXTURE ON SINK. RE: INTERIOR ELEVATIONS

RCP KEYED NOTES

1. 20" X 30" 60 MIN. RATED ATTIC ACCESS HATCH.
2. 48" X 22" 60 MIN. RATED ATTIC ACCESS HATCH.
3. DECORATIVE BEAM, TYP.; REF: B4/A4.5
4. FRAMING/STRUCTURAL SUPPORT FOR KITCHEN VENTING HOOD; REF: STRUCT AND MECH.
5. KITCHEN VENT HOOD
6. 1 HR RATED ROOF ACCESS HATCH.
7. (PWC-1) PAINTED WOOD CROWN MOLDING; RE: INTERIOR FINISH SCHEDULE & LEGEND

RCP SYMBOLS LEGEND

	DECORATIVE WALL SCONCE; RE: ELECTRICAL FOR LUMINAIRE SCHEDULE		EXHAUST FAN
	RECESSED CAN LIGHT; RE: ELECTRICAL FOR LUMINAIRE SCHEDULE		DIFFUSER
	RECESSED WALL WASHER; RE: ELECTRICAL FOR LUMINAIRE SCHEDULE		20" X 30" 1 HR. RATED ATTIC ACCESS PANEL
	LED SURFACE LIGHT; RE: ELECTRICAL FOR LUMINAIRE SCHEDULE		22" X 48" 1 HR. RATED RETRACTABLE ATTIC ACCESS PANEL
	RECESSED HEAT LAMP ON TIMER; RE: ELECTRICAL FOR LUMINAIRE SCHEDULE		EXPANSION JOINT; RE: DETAIL D4/A4.5
	DECORATIVE LIGHT FIXTURE; RE: ELECTRICAL FOR LUMINAIRE SCHEDULE		WOOD BEAM; RE: DETAIL
	UNDER CABINET LIGHT; RE: ELECTRICAL FOR LUMINAIRE SCHEDULE		GYPSUM FURRDOWN; RE: REFLECTED CEILING PLAN FOR CEILING HEIGHTS
	1 X 4 FLUORESCENT SURFACE-MOUNT LIGHT FIXTURE; RE: ELECTRICAL FOR LUMINAIRE SCHEDULE		1 HR. RATED CEILING ASSEMBLY; 2 LAYERS 5/8" TYPE 'X' GYPSUM BOARD
	CEILING FAN; RE: ELECTRICAL FOR LUMINAIRE SCHEDULE		24" X 24" ACOUSTICAL CEILING TILE; RE: SPECIFICATIONS



BIM Server: SERVER2015 - BIM Server 19/14017 Concordia Baton Rouge | Ver. 19.0011 Friday, April 01, 2016 12:53 AM