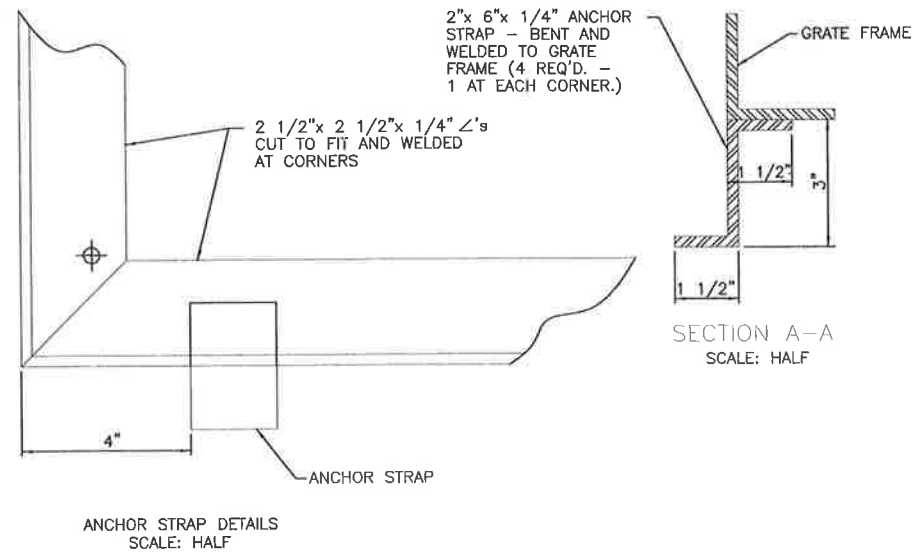
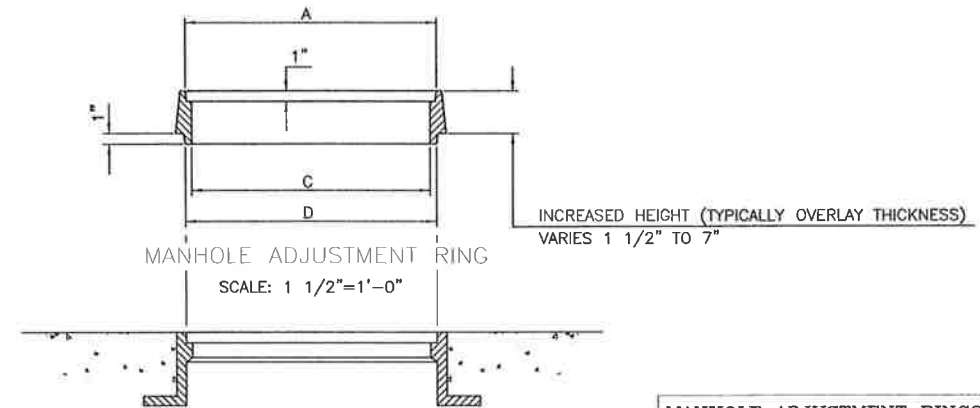


PROJECT NO.	SHEET
08-TP-BD-0033	CZ-6b



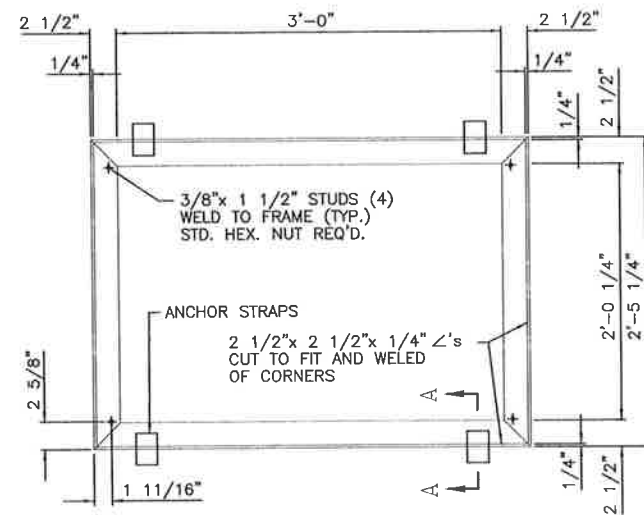
ANCHOR STRAP DETAILS
SCALE: HALF



MANHOLE ADJUSTMENT RING
SCALE: 1 1/2"=1'-0"

A (IN.)	C (IN.)	D (IN.)
23 1/2	22 1/4	23 1/2
23 3/4	22 1/2	23 3/4

"TYPE 9"
DETAILS OF MANHOLE
ADJUSTMENT RING
SCALE: 1 1/2"=1'-0"



PLAN
SCALE: 1 1/2"=1'-0"

"TYPE 8"
DETAILS OF GRATE FRAME

- NOTES:
- GRATE FRAME TO BE GALVANIZED AFTER FABRICATION.
 - WEIGHT OF GRATE FRAME = 52 LBS.



STANDARD PLAN NO. 702-99	DATED January 30, 2008	SHEET NO. 3 OF 3
-----------------------------	---------------------------	---------------------

FRAMES, GRATES AND COVERS
FOR INLETS AND MANHOLES

ENGINEERING DIVISION DEPARTMENT OF PUBLIC WORKS CITY OF BATON ROUGE & PARISH OF EAST BATON ROUGE			
DESIGNED E. JORDAN, INC.	DRAWN G. VANNICE	CHECKED N. RABALAIS	APPROVED B. HARMON

DATE	DESCRIPTION	BY